

ignition switches



C

SEALED KEY SWITCHES

C1

956 SERIES SWITCHES

C2

UNIVERSAL START SWITCHES

C3

MARINE SWITCHES

C4

SPECIALIZED IGNITION SWITCHES

C5

ACCESSORIES

C6

INFORMATION

C7

ignition switches

C1 SEALED KEY SWITCHES

Sealed Key Switches BP

With integral sealed Deutsch connector. Rugged plastic construction, with fully sealed contact area, using O-rings and ultrasonic welding. Contacts sealed front and back to IP67 (with connector installed). Available with or without key boot, with or without anti-restart, with or without spring return to Ignition/Accessory position. Key is removable only at the Off position. Tested to SAE J259 for ignition switches. Supplied with two matching tumbler keys. 31101 pigtail assembly fits all 95060 Series Switches. Contact rating 10A at 12V DC, 5A at 24V DC.

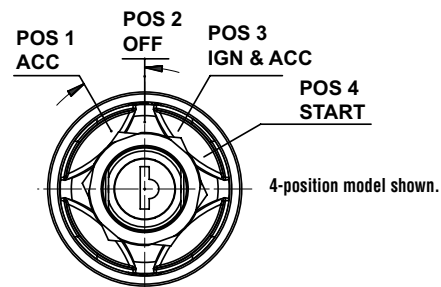
NEW



The above Underwriters Laboratories logo is the mark for recognized components that meet the test standards of UL in the USA and Canada.

Part No.	Positions	Spring Return	Key Boot	Anti-restart
95060	4: Acc-Off-Ign/Acc-Start	✓	✓	-
95060-01	4: Acc-Off-Ign/Acc-Start	✓	✓	✓
95060-02	4: Acc-Off-Ign/Acc-Start	-	✓	-
95060-03	3: Off-Ign/Acc-Start	✓	✓	-
95060-04	3: Off-Ign/Acc-Start	✓	✓	✓
95060-05	3: Off-Ign/Acc-Start	-	✓	-
95060-06	3: Acc-Off-Ign/Acc	-	✓	-
95060-07	2: Off-Ign/Acc	-	✓	-
95060-50BP	Same as 95060 with harness (Deutsch connector & wires)			
95060-60BP	Same as 95060-03 with harness (Deutsch connector & wires)			

*Other circuitries are available. Consult Cole Hersee.



	Battery Terminals 1&6	Start Terminal 2	Accessory Terminal 3	Ignition Terminals 4&5
Position 1	✓	-	✓	-
Position 2	✓	-	-	-
Position 3	✓	-	✓	✓
Position 4	✓	✓	-	✓

★ Rapid ship item. BP Available in retail clamshell pack. ★ Minimum order quantity may apply. Part numbers needed in BOX require a -BX suffix on the purchase order.

C ignition switches

C2 956 SERIES SWITCHES

All ignition switches in this series with blade terminals accept Delphi (Packard) connector 2962912.

Heavy Duty

Dependable switches with an array of options for every application.



Coded tumbler lock and two keys.



Patented Hencol lock and two keys. With short handle Hencol key "Hencol S".



With Short handle lever knob "Lever S".

Letter Code in tables in this section:

Hencol S = Short handle Hencol keys 83357

Lever S = Short handle lever knob 81254

S = Shutter lock seal

G = Gasket seal

O = O-Ring seal in stem

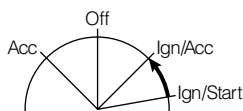
Terminals: Brass blade, 1/4" (6.4mm) wide, which accept Delphi (Packard) connector No. 2962912 or equivalent, or screw terminals with lock washers. Sealed terminal insulator.

Housing: Corrosion-resistant diecast construction.

Mounting: 1" -24 bushings fit panels from .030" (.76mm) through .090" (2.3mm) thick. All other bushing sizes fit panels .060" (1.5mm) up to .110" (2.7mm) thick.

4-Position

Part No.	Terminals	Actuation/ Lock	Seal	Ground Terminal	Bushing
956-4100	4 blade	Coded	S	-	1"-24
956-4104	4 screw	Coded	S	-	1"-24
956-4107	4 screw	Hencol S	G O	-	1"-24
956-4111	4 blade	Lever S	-	-	1"-24
956-4124	4 screw	Lever S	G O	-	1"-24
956-4154	5 screw	Coded	S	✓	1"-24
956-4304	4 screw	Coded	-	-	3/4"-24
956-4307	4 screw	Hencol S	G O	-	3/4"-24
956-4311	4 blade	Coded	O	-	3/4"-24
956-4704	4 screw	Coded	S	-	7/8"-24
With identical key code CH-528					
956-4148	4 blade	Coded	S	✓	1"-24



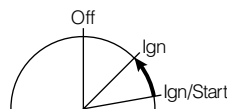
Spring return to IGN/ACC. Key is removable only in the Off position.

Electrical ratings at 12V DC: 10A Accessory, 10A Ignition, 5A Start, 1A Ground

3-Position

Off – Ignition – Ignition/Start

Part No.	Terminals	Actuation/ Lock	Seal	Ground Terminal	Bushing
956-5307	3 screw	Hencol S	G O	-	3/4"-24

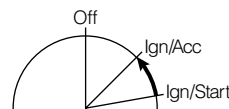


Spring return to IGN. Key is removable only in the Off position. Electrical ratings at 12V DC: 10A Ignition, 5A Start, 1A Ground.

Off – Ignition/Accessories – Ignition/Start

Part No.	Terminals	Actuation/ Lock	Seal	Ground Terminal	Bushing
956-5109†	4 screw	Lever	G	-	1"-24
956-5122	5 screw	Coded	G S O	✓	1"-24
956-5124*	4 screw	Hencol S	G O	-	1"-24
956-5348*	5 screw	Hencol S	G O	✓	3/4"-24

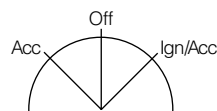
* Military lever. † Silver contacts.



Spring return to IGN/ACC. Key is removable only in the Off position. Electrical ratings at 12V DC:
956-5109: 20A Accessory, 10A Ignition, 10A Start
956-5122: 20A Accessory, 20A Ignition, 10A Start, 1A Ground
956-5124: 10A Accessory, 10A Ignition, 5A Start
956-5348: 10A Accessory, 10A Ignition, 5A Start, 1A Ground

Accessory – Off – Ignition/Accessories

Part No.	Terminals	Actuation/ Lock	Seal	Ground Terminal	Bushing
956-6107*	3 screw	Hencol S	G O	-	1"-24
956-6307	3 screw	Hencol S	G O	-	3/4"-24



Key is removable only in the Off position. Electrical ratings at 12V DC: 10A Accessory, 10A Ignition

★ Rapid ship item. BP Available in retail clamshell pack. ★ Minimum order quantity may apply. Part numbers needed in BOX require a -BX suffix on the purchase order.

G2 956 SERIES SWITCHES

All ignition switches in this series with blade terminals accept Delphi (Packard) connector 2962912.

Extra Heavy Duty Ignition and Starter Switches

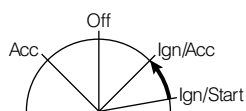
Specially designed for demanding applications with higher energy circuits, typically 30A or 20A at 12V DC.

4-Position

Accessory – Off – Ignition/Acc – Ignition/Start

Part No.	Terminals	Actuation/Lock	Seal	Ground Terminal	Bushing
956-4113	4 blade	Hencol S	S O	-	1"-24
956-4116*	4 blade	Coded	S G	-	1"-24
956-4138 ★	4 blade	Coded	-	-	1"-24
956-4141†	4 screw	Hencol S	S O	-	1"-24

† Silver contacts.



Key is removable only in the Off position. Spring return to IGN/ACC.

Electrical ratings at 12V DC:

30A Accessory, 10A Ignition, 5A Start: switches 956-4113, 956-4125.

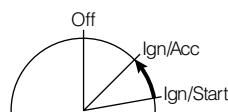
30A Accessory, 10A Ignition, 10A Start: switch 956-4116.

20A Accessory, 20A Ignition, 10A Start: switches 956-4138, 956-4141.

3-Position

Off – Ignition/Accessory – Ignition/Start

Part No.	Terminals	Actuation/Lock	Seal	Ground Terminal	Bushing
956-5108*	4 screw	Coded	S G	-	1"-24

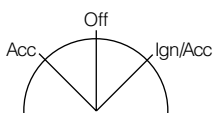


Key is removable only in the Off position. Spring return to IGN/ACC. Silver contacts.

Electrical ratings at 12V DC: 30A Accessory, 10A Ignition, 10A Start.

Accessory – Off – Ignition/Accessory

Part No.	Terminals	Actuation/Lock	Seal	Ground Terminal	Bushing
956-6310*	3 screw	Hencol S	S O	-	3/4"-24



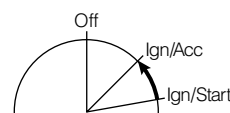
Key is removable only in the Off position.

Electrical ratings at 12V DC: 30A Accessory, 10A Ignition.

Anti-Restart Ignition Switches

When the engine is running, the starter circuit cannot be energized. This prevents accidental damage to the starter motor, and is highly recommended in situations such as package delivery vehicles or in noisy locations where it might not be evident that the motor is running. The switch must be turned to the Off position before the start circuit can be re-energized

Part No.	Terminals	Actuation/Lock	Seal	Ground Terminal	Bushing
956-3122	5 screw	Coded	G S O	✓	1"-24
956-3124 ★	5 screw	Lever S	O	✓	1"-24
956-3125 ★	4 screw	Coded	G S	-	1"-24
956-3126	4 screw	Hencol S	G	-	1"-24
956-3127	3 screw	Lever S	G O	-	1"-24



Spring return to IGN/ACC. Key is removable only in the Off position.

Electrical ratings at 12V DC:

10A Accessory, 10A Ignition, 5A Start, 1A Ground: switches 956-3122, 956-3124, 956-3126.

30A Accessory, 10A Ignition, 10A Start: switches 956-3125, 956-3134.

10A Ignition, 5A Start, 1A Ground: switch 956-3127.

Letter Code in tables in this section:

Hencol S = Short handle Hencol keys 83357


Lever S = Short handle lever knob 81254

S = Shutter lock seal

G = Gasket seal

O = O-Ring seal in stem

Push-Pull Ignition



Push-pull ignition and start switch 9576. See page 39.

C ignition switches

C3 UNIVERSAL START SWITCHES

Letter Code in tables in this section:

Hencol S = Short handle Hencol keys 83357

Lever S = Short handle lever knob 81254

S = Shutter lock seal

G = Gasket seal

O = O-Ring seal in stem



Case A

Zinc diecast, coded tumbler lock. Fits panels up to 3/8" (9.5mm).



Case B

Plated steel, coded tumbler lock. Fits panels up to 1/2" (12.7mm).



Case C

Plated steel. Non-tumbler Hencol lock: either short handle key (Hencol S), or long handle key (Hencol L). Fits panels up to 1/8" (3.2mm).



Case D

Zinc diecast, military lever. Fits panels up to 11/64" (4.4mm).



Case F

Plated steel. Lever knob: either short (Lever S), or long (Lever L). See Section C6. Fits panels up to 1/8" (3.2mm).



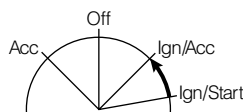
Case G

Plated steel. Non-tumbler Hencol lock: either short handle key (Hencol S), or long handle key (Hencol L). Fits panels up to 1/4" (6.4mm).

4-Position

Accessory – Off – Ignition/Acc – Ignition/Start

Part No.	Terminals	Actuation/ Lock	Seal	Case	Bushing
9579 ★	4 screw	Coded	-	A	3/4"-20
95535	4 screw	Coded	-	B	13/16"-24
95515-A	4 screw	Hencol S	-	C	5/8"-32
95525-A	4 screw	Hencol S	O	C	5/8"-32
With identical key code CH-505					
9579-02	4 screw	Coded	-	A	3/4"-20

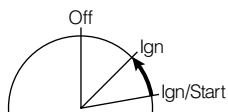


Key is removable only in the Off position. Spring return to IGN/ACC. Electrical ratings at 12V DC: 10A Accessory, 10A Ignition, 5A Start.

3-Position

Off – Ignition – Ignition/Start

Part No.	Terminals	Actuation/ Lock	Seal	Case	Bushing
9513	3 screw	Coded	-	A	3/4"-20
95534	3 screw	Coded	-	B	13/16"-24
95514-A ★	3 screw	Hencol S	-	C	5/8"-32
95524-A	3 screw	Hencol S	O	C	5/8"-32
95582	3 screw	Coded	O	A	3/4"-20
95634-01	3 screw	Lever S	O	D	3/4"-20

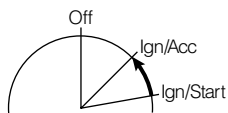


Key is removable only in the Off position. Spring return to IGN/ACC. Electrical ratings at 12V DC: 10A Ignition, 5A Start.

Off – Ignition/Accessory – Ignition/Start

Part No.	Terminals	Actuation/ Lock	Seal	Bushing
95591	4 screw	Lever L	O	5/8"-32

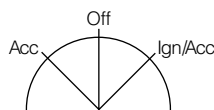
Case F, but with long lever knob.



Spring return to IGN/ACC. Electrical ratings at 12V DC: 10A Accessory, 10A Ignition, 5A Start.

Accessory – Off – Ignition/Accessory

Part No.	Terminals	Actuation/ Lock	Seal	Case	Bushing
9578	3 screw	Coded	-	A	3/4"-20

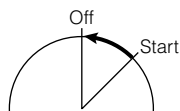


Key is removable only in the Off position. Electrical ratings at 12V DC: 10A Accessory, 10A Ignition.

2-Position

Off – Start

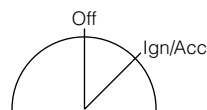
Part No.	Terminals	Actuation/ Lock	Seal	Case	Bushing
95564-01*	2 blade	Hencol S	O	G	5/8"-32



Key is removable only in the Off position. Spring return to Off.
Accepts Delphi (Packard) connector 2965454
Electrical ratings at 12V DC: 20A

Off – Ignition/Accessory

Part No.	Terminals	Actuation/ Lock	Seal	Case	Bushing
95608	3 screw	Coded	-	A	3/4"-20
95633-A ★	3 screw	Lever S	-	D	3/4"-20



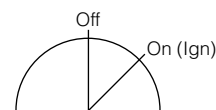
Key is removable only in the Off position.
95633 is moisture- and fungus-resistant per MIL-JAN-T-152
Electrical ratings at 12V DC: 10A Accessory, 10A Ignition

Off – On (Ignition)

Part No.	Terminals	Actuation/ Lock	Seal	Case	Bushing
9577 ★	2 screw	Coded	-	A	3/4"-20
95532	2 screw	Coded	-	B	13/16"-24
95512-A	2 screw	Hencol S	-	C	5/8"-32
95522-A	2 screw	Hencol S	O	C	5/8"-32
9518	2 screw	Coded	-	A	3/4"-20

Key is removable only in the Off position, except 9518 where the key is removable in both positions. 9518 is suitable for security alarm applications.

See also page 39 for compact keyed switch 9622-01.



Electrical ratings at 12V DC: 10A Ignition

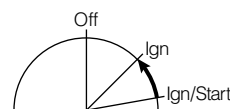
Extra Heavy Duty

3-Position

Off – Ignition – Ignition/Start

Part No.	Terminals	Actuation/ Lock	Seal	Case	Bushing
95610	3 screw	Lever S	-	F	5/8"-32
95612 ★	3 screw	Lever S	O	F	5/8"-32
95613	3 blade	Lever S	O	F	5/8"-32
95561-01	3 blade	Hencol S	O	G	5/8"-32
95521-01	3 screw	Lever S	O	G	5/8"-32
95511-B	3 screw	Hencol S	-	G	5/8"-32
95521-B	3 screw	Hencol L	O	G	5/8"-32

*Lever is dichromate finish.



Key is removable only in the Off position, spring return to IGN.
95561-01 accepts Delphi (Packard) connector 2973386
Electrical ratings at 12V DC:

10A Ignition, 5A Start: 95561-01

20A Ignition, 20A Start: 95613

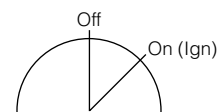
25A Ignition, 20A Start: 95610, 95612,

25A Ignition, 70A Start: 95521-01, 95511-B, 95521-B

2-Position

Off - On (Ignition)

Part No.	Terminals	Actuation/ Lock	Seal	Case	Bushing
95597	2 screw	Hencol L	O	G	5/8"-32
M-288	2 screw	Lever L	O	G	5/8"-32



Key is removable only in the Off position.

Electrical ratings at 14V DC: 50A, silver contacts.

Foot-Operated Starters



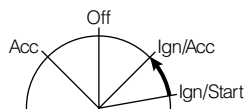
See page 40.

C ignition switches

C3 UNIVERSAL START SWITCHES

Marine switches are highly suitable for harsh environments whether on land or at sea. They are corrosion-resistant, often with brass cases and extra seals. Moisture-repellent insulators, coded locks with 2 brass keys. For 6-36V DC applications.

4-Position



Key is removable only in the Off position, spring return to IGN/ACC.

Electrical ratings at 12V DC:

10A Accessory, 5A Ignition, 5A Start.

M-712 BP ★

Four brass screw terminals. Brass case and mounting hardware, chrome-plated brass facenut. Brass mounting stem 13/16" -24, 1 7/32" (31.0mm) long, fits panels up to 1" (25.4mm).



M-712-02 Weather-Resistant

Same as M-712, except with O-ring seal in the mounting stem, and with spring-actuated shutter in the lock face to protect the cylinder when not in use.

M-712-09 With Rubber Boot Assembly BP

Same as M-712, except with weather-resistant rubber boot and mounting nut assembly to protect against moisture and dirt with or without the key inserted.



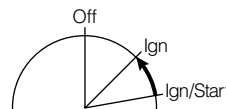
M-700 With Diecast Case

Four brass screw terminals. Diecast case with protective finish. Mounting stem 3/4" -20, 13/16" (20.6mm) long, fits panels up to 1/4" (6.4mm). Knurled aluminum adapter facenut permits mounting in 3/4" (19.1mm) to 7/8" (22.2mm) diameter holes.



3-Position

Off – Ignition – Ignition/Start




Key is removable only in the Off position, spring return to IGN.

Electrical ratings at 12V DC: 10A Ignition, 5A Start.

M-550 With Screw Terminals BP ★

Three brass screw terminals. Brass case and mounting hardware, chrome-plated brass facenut. Brass mounting stem 13/16" -24, 1 7/32" (31.0mm) long, fits panels up to 1" (25.4mm).



M-6110-01 Weather-Resistant

Same as M-550, except with O-ring seal in the mounting stem, and with spring-actuated shutter in the lock face to protect the cylinder when not in use.

M-550-14 With Rubber Boot Assembly BP

Same as M-550, except with weather-resistant rubber boot and mounting nut assembly to protect against moisture and dirt with or without the key inserted.



M-550-25 With Protective Cap

Same as M-550, except with a captive plastic cap that snaps over a special facenut to protect the lock when not in use. Fits panels up to 5/8" (15.9mm).




★ Rapid ship item. BP Available in retail clamshell pack. ★ Minimum order quantity may apply. Part numbers needed in BOX require a -BX suffix on the purchase order.

C4 MARINE SWITCHES

M-711 With Diecast Case

Three brass screw terminals. Diecast case with protective finish. Mounting stem 3/4" -20, 13/16" (20.6mm) long, fits panels up to 1/4" (6.4mm). Knurled aluminum adapter facenut permits mounting in 3/4" (19.1mm) to 7/8" (22.2mm) diameter holes.



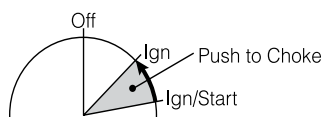
M-850 Plastic Body BP ★

Key is removable only in the Off position, spring return to IGN. Electrical ratings at 6-36V DC: 15A Ignition, 5A Start. Three nickel-silver screw terminals. Durable plastic case and stem with PVC boot for added weather protection. Mounting stem fits panels up to 7/8" (22.2mm) thick, with 7/8" diameter hole. Fits many boats, including Baja, Celebrity, Chapparral, ChrisCraft, Crestliner, Crownline, Four Winns, Larson, Luhrs, Mariah, Powerquest, Rinker, S2 Yachts, Silverton Yacht, Thompson, Thunderbird (Formula), Wellcraft.



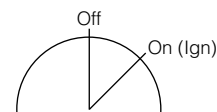
M-832 With Push-To-Choke BP ★

Key is removable only in the Off position, spring return to IGN. Electrical ratings at 6-36V DC: 15A Ignition, 5A Start. Six nickel-silver screw terminals. Durable plastic case and stem with PVC boot for added weather protection. Long mounting stem 2.00" (50.8mm) long, fits panels up to 1 3/8" (34.9mm) thick, and with 7/8" diameter hole (22.2mm) Fits many boats, including Bayliner, ChrisCraft, Sea Ray.



2-Position

Key is removable only in the Off position.



M-489 BP ★

Electrical ratings at 12V DC: 10A Ignition. Two brass screw terminals. Brass case and mounting hardware, chrome-plated brass facenut. Brass mounting stem 13/16" -24, 1 7/32" (31.0mm) long, fits panels up to 1" (25.4mm).




M-489-03 Weather-Resistant

Electrical ratings at 12V DC: 10A Ignition. Same as M-489, except with O-ring seal in the mounting stem, and with spring-actuated shutter in the lock face to protect the cylinder when not in use.

M-497 With Lever ★

Electrical ratings at 12V DC: 10A Ignition. Two brass screw terminals. Brass case, brass mounting stem 1/2" -20, 1 1/4" (31.8mm) long, fits panels up to 7/8" (22.2mm). chrome-plated diecast long lever.




M-702 With Diecast Case

Electrical ratings at 12V DC: 10A Ignition. Two brass screw terminals. Diecast case with protective finish. Mounting stem 3/4" -20, 13/16" (20.6mm) long, fits panels up to 1/4" (6.4mm). Knurled aluminum adapter facenut permits mounting in 3/4" (19.1mm) to 7/8" (22.2mm) diameter holes.



M-676 BP ★

Electrical ratings at 12V DC: 5A Ignition. Two brass screw terminals. Brass case with chrome-plated integral bezel. Brass mounting stem 3/4" -27, 3/4" (19.1mm) long, fits panels up to 5/8" (15.9mm). Double bit keys.



★ Rapid ship item. BP Available in retail clamshell pack. ★ Minimum order quantity may apply. Part numbers needed in BOX require a -BX suffix on the purchase order.

C ignition switches

C4 MARINE SWITCHES

Marine 2-Circuit Switch

M-703

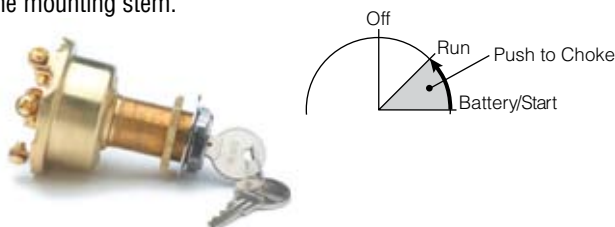
Key removable in both positions. Electrical ratings at 12V DC: 10A both positions. Three brass screw terminals. Diecast case. Mounting stem 3/4" -20, 13/16" (20.6mm) long, fits panels up to 1/4" (6.4mm). Knurled aluminum adapter facenut permits mounting in 3/4" (19.1mm) to 7/8" (22.2mm) diameter holes.



Marine 3-Position Magneto Switch

M-924

Magneto ignition and battery start switch with push-to-choke. Key removable in Off position, spring return to RUN. Electrical ratings at 12V DC: 2A Magneto, 10A Battery/Ignition, 3A Choke, 5A Start. Six brass screw terminals. Brass case and mounting hardware, chrome-plated brass facenut. Brass mounting stem 13/16" -24, fits panels up to 15/16" (23.8mm). O-ring seal in the mounting stem.



ignition switches

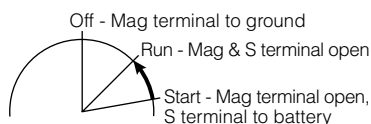
C5 SPECIALIZED IGNITION SWITCHES

Magneto Ignition and Battery Start Switches

Dependable switches suitable for golf and utility carts, lawn and garden tractors and similar applications.

3-Position

Off – Run – Start (Start Terminal to Battery)



Key removable in Off position, spring return to RUN. Self-grounding in the Off position in metal panels.

95520-B 70A Start

Electrical ratings at 12V DC: 70A Start, 1A Magneto. Three screw terminals. Plated steel case. 5/8" -32 mounting stem with O-ring seal, fits panels up to 1/4" (6.4mm). Long Hencol key.

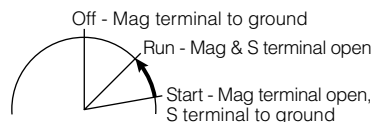


95663-04 5A Start

Electrical ratings at 12V DC: 5A Start, 1A Magneto. Three blade terminals. Diecast zinc case. 5/8" -32 mounting stem with O-ring seal, fits panels up to 7/32" (5.5mm). Mates with Delphi (Packard) connector 2973422.



Off – Run – Start (Start Terminal to Ground)



Key removable in Off position, spring return to RUN. Self-grounding in the Off position in metal panels. Electrical ratings at 12V DC: 5A Start, 1A Magneto

95526-A

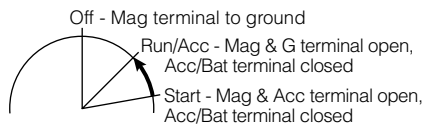
Three screw terminals. Plated steel case. 5/8" -32 mounting stem, fits panels up to 9/16" (14.3mm). With O-ring seal.



★ Rapid ship item. BP Available in retail clamshell pack. ★ Minimum order quantity may apply. Part numbers needed in BOX require a -BX suffix on the purchase order.

G5 SPECIALIZED IGNITION SWITCHES


Off – Run/Accessories – Start



Key removable in Off position, spring return to RUN/ACC.
Self-grounding in the Off position in metal panels.
Electrical ratings at 12V DC: 10A Accessory, 5A Start,
1A Magneto.

95539

Four screw terminals. Diecast case. 3/4" -20 mounting stem, fits panels up to 1/2" (12.7mm).

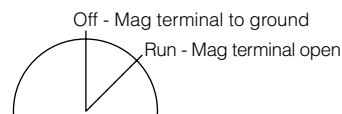


95616

Four screw terminals. Diecast case. 5/8" -32 mounting stem with O-ring seal, fits panels up to 9/16" (14.3mm).



2-Position



Key removable in Off position.
Electrical ratings at 12V DC: 1A Run.

95517-A*

Two screw terminals. Plated steel case. 5/8" -32 mounting stem, fits panels up to 9/16" (14.3mm).



95566*

Two screw terminals. Plated steel case. 7/8" -27 mounting stem 1 7/32" (31.0mm) with O-ring seal, fits panels up to 15/64" (5.9mm).



13-pole



12300 socket and 12301 plug provide six additional circuits within the dimensions of a standard 7-pole connector! See page 137.

Custom Ignition Switches



A customer recently asked us to design a totally new ignition switch, sealed to IP67 and with an integrated connector. Our engineers work closely with OE engineers to design switching solutions. How can we help you?

★ Rapid ship item. BP Available in retail clamshell pack. ★ Minimum order quantity may apply. Part numbers needed in BOX require a -BX suffix on the purchase order.

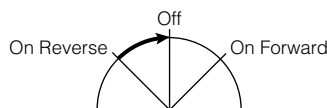
C ignition switches

C5 SPECIALIZED IGNITION SWITCHES

Reversing Switches

These handy 3-Position switches can replace toggle or rockers. Keyed switches ensure that motors are locked in the Off position in cherrypickers, hoists, tailgate lifts, snowplows, walking-floor trailers, backhoes and many other applications. Typically one On is wired as Forward, the other On as Reverse.

On-Off-On (Reverse-Off-Forward) Spring Return



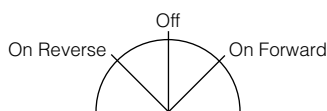
Key removable in Off position, spring return to Off from REVERSE.
Electrical ratings at 12V DC: 10A Reverse or Forward

95528-A*

Three screw terminals. Plated steel case. 5/8" -32 mounting stem. O-ring seal in mounting stem. Fits panels up to 9/16" (14.3mm) thick.



No Spring Return



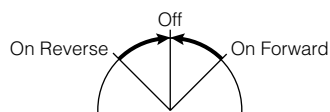
Key removable in Off position.
Electrical ratings at 12V DC: 10A Reverse or Forward

95593 With Tumbler Lock

Three screw terminals. Zinc diecast case. 3/4" -20 mounting stem, fits panels up to 1 1/64" (4.4mm).




Mom On-Off-Mom On (Mom Forward-Off-Mom Reverse)



Key removable in Off position, spring return to Off.


75705-01 10A With Tumbler Lock

Electrical Ratings at 12V DC: 10A. Three screw terminals. Plated steel case. 13/16" -24 mounting stem with O-ring seal.



75701 20A With Lever

Electrical Ratings at 12V DC: 20A. Silver contacts. Three screw terminals. Plated steel case. 7/16" -28 mounting stem.



Reversing Switches

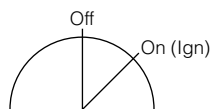


Reversing Switches

This type of switch has multiple applications: on cranes, hoists, winches, snowplows etc. — anything that calls for a motor to operate in forward-reverse, translating to motorized motion of up-down, left-right, open-close, in-out etc.

An alternate mechanism is to use Reversing Solenoids 24400, 24401, 24401-01, 24402, 24450 in conjunction with rocker, toggle, push-pull or rotary switches. These solenoids are also used for forward-reverse in simple automotive vehicles, such as golf carts and garden tractors.

Compact Ignition and Start Switches



Key removable at Off only


9500 10A With Lever

Electrical Ratings at 12V DC: 10A
Two screw terminals. Plated steel case. 1/2" -20 mounting stem fits panels to 13/64" (5.2mm).

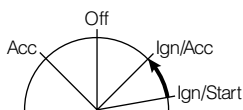


9622-01 5A With Tumbler Lock ★

Key removable at Off and On. Electrical Ratings at 12V DC: 5A.
Two screw terminals. Plated steel case. 3/4" -24 mounting stem fits panels to 3/4" (19.1mm). See also 9518 on page 33.



Delco Replacement Ignition and Start Switches

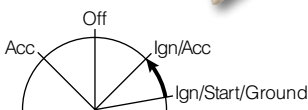



Key removable at Off, spring return to IGN/ACC

95400

Four screw terminals.

Replaces: Delco D-1460, GMC 116508, Motorcraft SW-276.



Key removable at Off, spring return to IGN/ACC

95408 5-Blade Terminals, for Delphi (Packard) 2984170

Without lock cylinder (order 95874, cylinder, 2 keys).
Five blade terminals. 1" -24 UNS-2A thread.

Replaces: Delco D-1469, D-1482, D-1482-A, GMC 1116672, 74, 85, 87, 1116704, 10. GMC Trucks '70.



95410 7-Blade Terminals, for Delphi (Packard) 6288702 ★

Without lock cylinder (order 95874, cylinder, 2 keys).
Seven blade terminals, includes two ground terminals for checking indicator bulbs. One additional battery terminal provides continuous hot feed for optional equipment. O-ring seal in the mounting stem. 1" -24 UNS-2A thread.

Replaces: Delco D-1403-A, D-1406-A, D-1480, D-1498-A, GMC 1116712, 1116683, 95, 1116704, 09, 11, 2234285, Chevrolet Trucks 67-83, 85-89, GMC Trucks 67-83, 85-89.





Push-Pull Battery Ignition and Starter Switch

9576

Spring return to IGN/ACC.

Electrical Ratings at 12V DC: 10A Accessory, 5A Ignition, 5A Start.
Four screw terminals. Plated steel case. 3/8" -24 mounting stem fit panels up to 3/16" (4.8mm). Includes hexnut and washer for mounting. Black plastic screw-on knob.



★ Rapid ship item. BP Available in retail clamshell pack. ★ Minimum order quantity may apply. Part numbers needed in BOX require a -BX suffix on the purchase order.

C ignition switches

C5 SPECIALIZED IGNITION SWITCHES


Diesel Ignition and Start Switches

These heavy-duty switches provide a superior pre-heat circuit to energize the glow plugs.

4-Position


956-9100

Key removable at Off, spring return to IGN/ACC, spring return from FUEL. Electrical Ratings at 12V DC: 10A Fuel, 10A Accessory, 5A Ignition, 5A start. Five screw terminals. Diecast case. 1" -24 mounting stem, with O-ring seal, fits panels up to 3/32" (2.4mm). Gasket-sealed terminal insulator.



Ignition Switch with Wire Lead Assembly

95614



Key removable in Off. Electrical Ratings at 12V DC: 5A. Two 12" 14AWG wire leads with attached ring terminals. Heavy duty steel case, plated to resist corrosion. Coded lock cylinder with two keys. Rubber boot seal for added moisture and dust protection. 13/16" (20.6mm) diameter mounting stem, 25/64" (9.9mm) long fits panels up to 7/32" (5.5mm).

Foot-Operated Starter Switches

Off – On, normally Off. On with plunger depressed, spring return to Off. Copper contacts and terminal studs.

9060 Long Plunger ★

1.83" (46.5mm) long plunger. Two stud terminals, 5/16" -24 thread with hexnuts and lockwashers. Mounting: two 9/32" (7.2mm) diameter holes, 1 3/4" (44.5mm) on centers.

Replaces: Autolite SW-40001 (15-47), 15-50, 4001A, 4002, 4005, 4010, 4015 (15-51), Delco D900 (405C).



9183 Short Plunger ★

Same as 9060, but with 1" (25.4) long plunger.

Replaces: Autolite SW-4012 (15-49), Delco 1996478.



91001 Angled Mount

.66" (16.8mm) long plunger. One stud terminal, 3/8" -16 thread with 8-32 stud for attaching external ground. Mounting: two 7/32 x 9/32" (5.6 x 7.1mm) holes, 1.40" (35.4mm) on centers.


Replaces: Autolite 15-201, Delco 1930496 (D906).



3-Position

95033

Spring return to Off. Electrical Ratings at 12V DC: 50A Glow Plug, 10A Start. Three screw terminals. Plated steel case. 5/8" -32 mounting stem, with O-ring seal, fits panels up to 1/4" (6.7mm). Silver contacts.



Battery Ignition and Light Switch

9621-01

Provides a light circuit in addition to the ignition function. Electrical Ratings at 12V DC: 5A Ignition, 5A Lights. Three screw terminals. Plated steel case. 5/8" -32 mounting stem, fits panels up to 9/64" (3.6mm).



★ Rapid ship item. BP Available in retail clamshell pack. ★ Minimum order quantity may apply. Part numbers needed in BOX require a -BX suffix on the purchase order.

Protective Boots

Mounting nut containing a durable rubber with a self-closing key slot.

83285-01 Aluminum ★
3/4" -20 thread, 7/16" (11.1mm) thickness.



83288 Chrome-Plated Brass BP ★
13/16" -24 thread, 17/32" (13.5mm) thickness.



Plastic Cap

97298 ★
Captive black protective cap, used with facenut 83295-A



Facenuts

Part No.	Thread	Hole to Clear	Type	Thickness
8367	3/4"-20	5/8"	Aluminum Round Knurl	19/64"
83337	13/16"-24	5/8"	Brass-Chrome Plate-Hex	15/64"
83295-A	13/16"-24	5/8"	Brass-Chrome Plate-Hex	15/32"
83321-A*	1"-32	15/16"	Zinc Die Cast Round	5/16"



More facenuts – page 159.

Key Cover

Covers slip over Cole Hersee tumbler lock keys 83406, 83373 and 83379, and make key identification easy.

98635-01 Black



Keys for Cole Hersee Ignition Switches

Hencol Keys

Patented Hencol lock and key system gives trouble-free performance. Heavy gauge steel, plated to resist corrosion.

83357 Short

Used on all 956 Series ignition switches with Hencol locks and these Ignition switches:

95030-A	95522-A	95527-A	95616-01
95512-A	95523-A	95528-A	95617
95514-A	95524-A	95561-01	95663-01
95515-A	95525-A	95564-01	95663-04
95516-A	95526-A	95616	956-9100
95517-A			



83353 Long

In tables in Section C2, this key is denoted 'Hencol L'. Long key is on these switches:

95511-B	95521-B
95520-B	95597



Tumbler Key

83373

For these Ignition Switches:

956-3122	956-4304
956-3125	956-4311
956-4100	956-4704
956-4104	956-5122
956-4116	95582
956-4154	



83379

For these Ignition Switches:

9513	95535	M-550-25	M-924
9578	95539	M-712	
9579	95593	M-712-02	
9622-01	95608	M-712-09	
75705-01	90005-03	M-700	
95532	95614	M-550	
95534	M-489	M-703	
9579-02	M-550-14	M-711	



Actuators



Coded tumbler lock.



Hencol L. Long handle keys 83353.



Hencol S. Short handle keys 83353.



Lever L. Long handle lever knob 80101-B.



Lever S. Short handle lever knob 81254.



Military lever.

Contacts

Silver contacts are highly-conductive and give a long life to the switch, by minimizing arcing. They are available on many of our switches.

Grounding

Switches are offered with a grounded case design or with a separate ground terminal. A grounded case switch must be installed in a metal panel which is part of the vehicle ground system. For installation in non-grounded panels, select a switch with ground terminal.

Battery ignition switches with a ground circuit permit the operator to check panel indicator lights when the switch is turned to the start position.

Replacement Switches

We have Delco replacement switches, as well as other items that are not listed. Check with Cole Hersee.

Special Requirements

We design and manufacture switches for OEMs of all kinds of equipment. Our engineers can work with your staff to evolve the best design. We can work from the ground up to solve a switching problem...or we might be able to save you money by adapting an existing switch. Contact us.

Other Applications for Ignition Switches

Our switches are designed to meet the rigors of use in land and marine vehicles, but they can also be used in any low voltage DC application.

Industry Standard Connectors

Sealed Keyswitch Series 95060 accepts standard Deutsch connector, and retail pack (BP) items contain the connector and wires.



All 956 Series Ignition Switches with blade terminals mate with Delphi (Packard) connector 2962912.

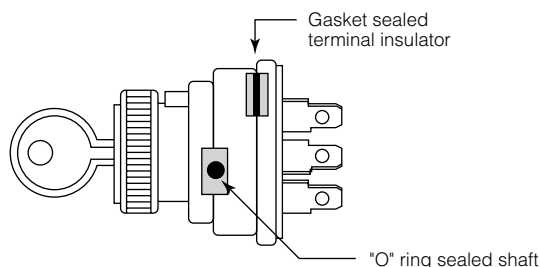
95663-04 accepts Delphi (Packard) 2973422.

95561-01 accepts Delphi (Packard) 2973386.

95564-01 accepts Delphi (Packard) 2965454.

Weather-Resistant Options

For inclement conditions, we can add an O-ring seal in the bushing and a gasket seal to protect the terminal insulator, or we can plastic coat the switch by special order. You can also use Rubber Boot/Mounting Nuts and Plastic Caps (see 'Accessories' in this section). Marine construction switches generally have brass cases and added protection against the wave and weather. You can also find different types of starter switches in Section A Rocker Switches, Section B Toggle Switches, Section G Push Button Momentary Switches and Section F Push-Pull Switches.



Circuitry

We have many options in 2- 3- and 4-Positions, for Battery Ignition and Magneto Switches. Anti-Restart switches prevent an engine from being accidentally re-energized when running, and protects the circuitry from an inadvertent overload.

Terminals

Screw terminals have lockwashers to ensure continued connection of wires. Blade terminals are made of brass, 1/4" (6.4mm) wide. Any switch can be fitted with wire leads by special order.

Custom Keys

We made this elegant key to grace the keyrings of Cobalt boat owners. The keys will start their beautiful boats using reliable Cole Hersee ignition switches. But we also make different styles of custom keys for workhorse vehicles.



Whether you want a glossy or embossed logo key, we can do that. Ask us!